

Big impact – small footprint



A300



Machine with mains water connection

with hopper extension and powder dosing unit

without hopper extension and powder dosing unit

Machine with water tank

with hopper extension and powder dosing unit

without hopper extension and powder dosing unit

Note: A300 and SU03 currently unavailable in North America

1 A300 Options

- Second grinder
- Bean hopper without hopper extension: 1 × 0.5 kg or 2 × 0.25 kg with hopper extension: 1 × 1.1 kg or 2 × 0.55 kg lockable
- One or two separate powder dosing units: 1 × 0.5 kg or 2 × 0.5 kg (for chocolate or milk powder), lockable
- Coffee grounds chute assembly
- Steam wand (only available on MS EC models)
- Mains water connection or water tank 4.8l

2 Cooling Unit (SU03) and Milk Systems

- Compact, 3l milk capacity
- Expand functionality of the SU03 cooling unit with optional, integrated accounting system
- FoamMaster™ (FM): hot milk and milk foam, individually adjustable consistency
- Milk system (MS): hot milk and milk foam, exact dosing via milk pump
- Integrated cleaning system

2 Cleaning System

- EasyClean (EC): automatic cleaning system with manual addition of the cleaning fluid. Perfect hygiene in just a few steps.

Flexibility

Our product portfolio allows various assembly options — tailored to your needs.



Minimalist and powerful, the A300 is our most compact coffee machine. We designed it to fit anywhere – even in small restaurants, boutique hotels or the workplace. Equipped with our FoamMaster™ milk system and the automatic cleaning system EasyClean, this premium fully automatic coffee machine provides unforgettable coffee moments with a wide range of beverages.

You can rely on it: The A300 delivers high in-cup quality. Because space should never get in the way of a good cup of coffee.

CAPACITY*	SINGLE	PARALLEL
Espresso	124	163
Cappuccino	92	131
Coffee	80	92
Hot water	96	

*Cups per hour according to DIN 18873 (Power: 220-240V)



Franke Kaffeemaschinen AG
cs-info.ch@franke.com

Franke Coffee Systems GmbH
cs-info.de@franke.com

Franke Coffee Systems Americas
cs-coffeesales.us@franke.com

Franke Coffee Systems UK
sales@frankecoffeesystems.co.uk

coffee.franke.com

590.0690.062/09.23/CH-EN/Subject to dimensional, design and version changes.



EasyClean

Automatic cleaning system — perfect hygiene in just a few steps



Touch Screen

Easy to use and follow, even for new users



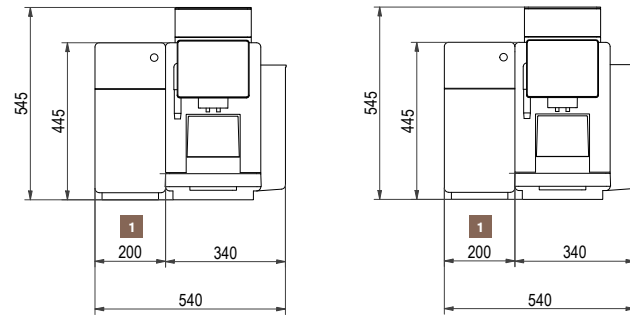
FoamMaster™

For perfect foam, every time

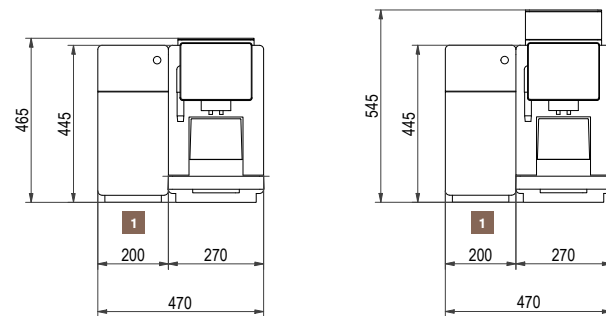
Technical Data

Machine Models

Model	Power
A300 NM	220–240 V 1LNPE 50/60 Hz 2.1–2.3 kW (10 A) 110–127V 1LNPE 60Hz 1.2–1.5 kW (15A) 100V 1LNPE 50/60 Hz 1.4 kW (15A) 220V 1LNPE 2.1 kW (10A)
A300 MS EC	220–240 V 1LNPE 50/60 Hz 2.1–2.3 kW (10 A) 110–127V 1LNPE 60Hz 1.2–1.5 kW (15A) 100V 1LNPE 50/60 Hz 1.4 kW (15A) 220V 1LNPE 2.1 kW (10A)
A300 FM EC	220–240 V 1LNPE 50/60 Hz 2.1–2.3 kW (10 A) 110–127V 1LNPE 60Hz 1.2–1.5 kW (15A) 100V 1LNPE 50/60 Hz 1.4 kW (15A) 220V 1LNPE 2.1 kW (10A)
Dimensions with water tank	Without hopper extension, without powder dosing unit 340 mm / 465 mm / 587 mm (W / H / D) With hopper extension, with powder dosing unit 340 mm / 545 mm / 587 mm (W / H / D)
Dimensions with mains water connection	Without hopper extension, without powder dosing unit 270 mm / 465 mm / 587 mm (W / H / D) With hopper extension, with powder dosing unit 270 mm / 545 mm / 587 mm (W / H / D)
Weight (empty)	approx. 25kg



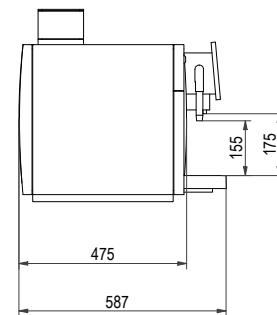
Option with internal water tank



Option with mains water connection

Mains water connection

Mains water connection	Metal hose with union nut G3/8", L = 1500 mm
Water supply line	If possible on installation side: untreated water of drinking water quality (not from household decalcification system)
Water pressure	80–800 kPa (0.8–8.0 bar)
Flowrate	>0.1l/sec
Water temperature	<25°C
Total hardness	4–8 °dH GH (German total hardness) / 7–14 °fH GH (French total hardness) / 70–140 ppm (mg/l)
Carbonate hardness	3–6 °dH KH (carbonate hardness) / 50–105 ppm (mg/l)
Acid content/pH value	6.5–7.5 pH
Chlorine content	<0.5 mg/l

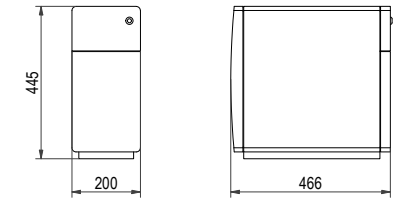


Water drain

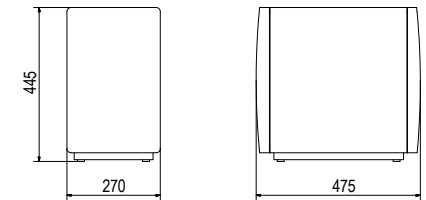
Drain hose	Dia. = 16 mm, L = 2000 mm
------------	---------------------------

Add-on units

1 Cooling unit	SU03 EC (3L)
Electrical connection	220–240 V 1LNPE 50/60 Hz 0.5 A (10 A) 110–115 V 1LNPE 60 Hz 1.0 A (15 A) 100 V 1LNPE 50/60 Hz 1.0 A (15 A) 220 V 1LNPE 50 Hz 0.5 A (10 A)
Dimensions	200 mm / 445 mm / 466 mm (W/H/D)
Weight (empty)	approx. 14.5 kg
Compatible with	Model A300 MS EC / A300 FM EC
Color	Black



Cooling unit	SU05 EC (5L)
Electrical connection	220–240 V 1LNPE 50/60 Hz 0.72 A (10 A) 120 V 1LNPE 60 Hz 1.5 A (10 A) 220 V 1LNPE 50 Hz 0.72 A (10 A) 100 V 1LNPE 50/60 Hz 1.65 A (10 A)
Dimensions	270 mm / 445 mm / 475 mm (W/H/D)
Weight (empty)	approx. 20 kg
Compatible with	Model A300 MS EC / A300 FM EC
Color	Black



Accounting System	AC125 CL
Electrical connection	85–264V 1LNPE 50/60 Hz (10A)
Dimensions	125 mm / 150 mm / 310 mm (W/H/D)
Weight (empty)	approx. 2 kg
Color	Black

